



JASPER CITY

SCHOOL SYSTEM SNAPSHOT: 2021 EDITION*

P.O. Box 500 | Jasper, AL 35502 | (205) 384-6880 x68010


Superintendent

Dr. Ann G. Jackson






Board Members

Scott Thornley, Mary Beth Barber, Walker Wilson, Teresa Sherer, Willie Moore

 **\$2,033,062**
Cost of One Month's
Operation/General Fund

 **4.92**
Number of Months
Reserve Balance

By the Numbers

	Schools ¹	5
	Students/ADM ²	2,686
	Free & Reduced Lunch.....	46%
	Community Eligibility Program.....	32%
	Number of Route Buses ³	15
	Buses 10 yrs. old or less.....	87%
	Students Bused.....	850
	Full-Time Employees.....	321
	Teachers.....	179
	Principals/ Assistant Principals.....	9
	Counselors.....	7
	Librarians.....	5
	Other Certified Employees.....	8
	Support Personnel.....	113

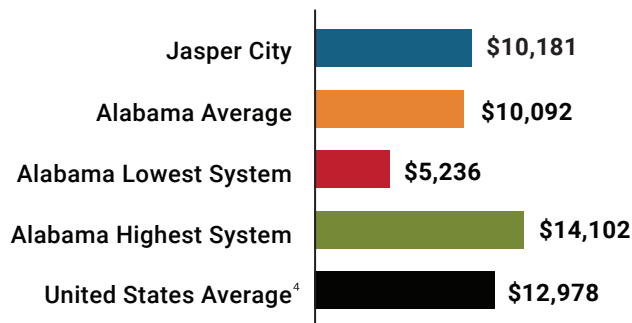
¹ Schools with enrollment, including Alternative and Career Technical Education

² Average Daily Membership

³ Data collected in FY19 and used for FY21 funding

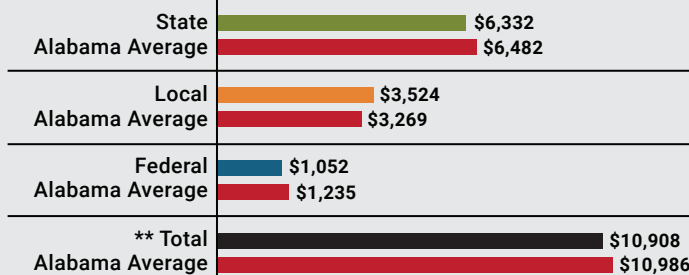
⁴ 2019-2020 NEA Rankings of the States

Total Per-Pupil Expenditures (PPE)



Per-Pupil Revenue Sources

Jasper City Revenue Sources



109
STATE
RANK

34
LOCAL
RANK

99
FEDERAL
RANK

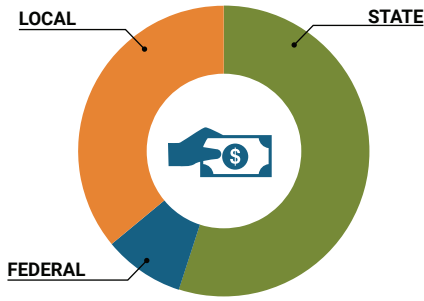
OVERALL SYSTEM RANK 69

** Total Revenue Among 137 School Systems

* THIS REPORT INCLUDES FISCAL YEAR 2019 DATA

School System Revenue

How was your school system funded?¹



\$17,006,468	STATE	55%
\$2,826,689	FEDERAL	9%
\$11,346,180	LOCAL	36%
— \$1,822,630	Local 10-Mill Match	
\$9,523,550	AVAILABLE LOCAL REVENUE	

VALUE OF 1-MILL For Your School System

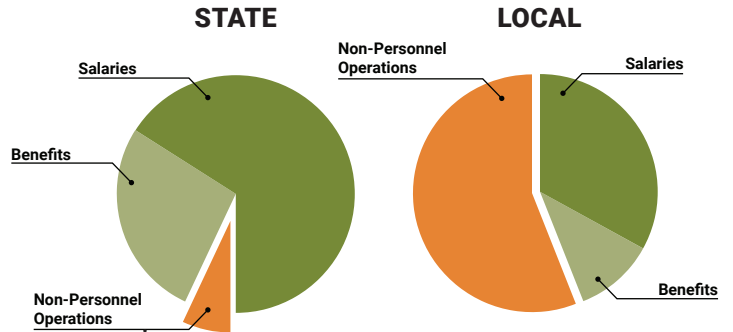


School System Spending

How did your school system spend state & local dollars?¹

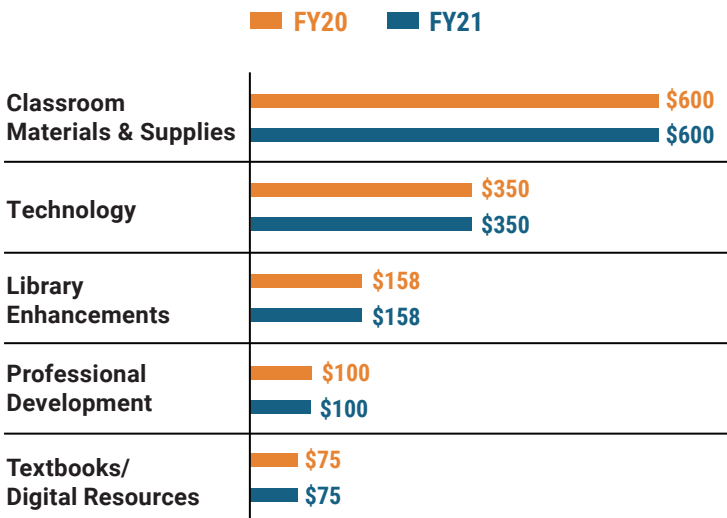
	STATE SPENDING ^{2,3}	LOCAL SPENDING ²
Salaries	\$11,516,204	\$2,401,015
Benefits	\$4,506,393	\$822,429
Non-Personnel Operations	\$1,205,172	\$4,093,309
TOTAL	\$17,227,769	\$7,316,753

¹ Revenues and expenditures may contain nominal variances
² Does not include debt service or capital outlay
³ Includes 10-mill match
⁴ Such as utilities, operations & maintenance, etc.

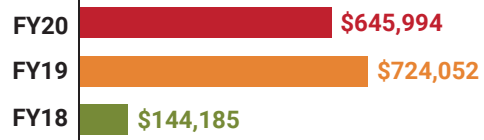


Only 7% of state funding is available for non-personnel expenditures⁴

Instructional Support



Educational Advancement & Technology Fund⁵



⁵ These one-time supplemental funds may be used for repairs and deferred maintenance, classroom instructional supplies, insurance for facilities, transportation, technology and school safety measures.

System Debt

TOTAL DEBT⁶	DEBT PER STUDENT
\$15,775,217	\$5,873

⁶ The debt totals in system audit reports may differ due to audit adjustments.